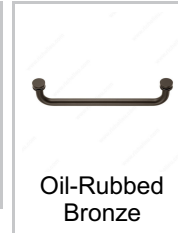



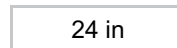



## Round Tubular Towel Bar with Washers, Rounded Corners

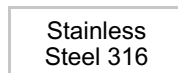
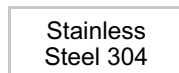
### Color/Finish



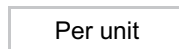
### Center to Center Drilling (Spacing)



### Material



### Packaging format



## AVAILABLE PRODUCTS

Product #	Color/Finish	Center to Center Drilling (Spacing)	Material	Packaging format
<b>SDTRDS07512195</b>	Brushed Nickel	12 in	Stainless Steel 304	Set
<b>SDTRDS07518195</b>	Brushed Nickel	18 in	Stainless Steel 304	Set
<b>SDTRDS07524195</b>	Brushed Nickel	24 in	Stainless Steel 304	Set
<b>SDTRDS07512140</b>	Chrome	12 in	Stainless Steel 304	Set
<b>SDTRDS07518140</b>	Chrome	18 in	Stainless Steel 304	Set
<b>SDTRDS07524140</b>	Chrome	24 in	Stainless Steel 304	Set
<b>SDTRDS07512900</b>	Matte Black	12 in	Stainless Steel 304	Set
<b>SDTRDS07518900</b>	Matte Black	18 in	Stainless Steel 304	Set
<b>SDTRDS07524900</b>	Matte Black	24 in	Stainless Steel 304	Set
<b>SDTRDS07512ORB</b>	Oil-Rubbed Bronze	12 in	Stainless Steel 304	Set
<b>SDTRDS07518ORB</b>	Oil-Rubbed Bronze	18 in	Stainless Steel 304	Set
<b>SDTRDS07524ORB</b>	Oil-Rubbed Bronze	24 in	Stainless Steel 304	Set
<b>SDTRDS07512160</b>	Satin Brass	12 in	Stainless Steel 304	Set
<b>SDTRDS07518160</b>	Satin Brass	18 in	Stainless Steel 304	Set
<b>SDTRDS07524160</b>	Satin Brass	24 in	Stainless Steel 304	Set
<b>87D1R10418171</b>	Chrome / Polished Stainless Steel	18 in	Stainless Steel 316	Per unit
<b>87D1R10424171</b>	Chrome / Polished Stainless Steel	24 in	Stainless Steel 316	Per unit

## TECHNICAL SPECIFICATIONS

<b>Function</b>	Single Pull Handle, Towel Bar
<b>Diameter</b>	19 mm
<b>Usage</b>	Shower Door
<b>Glass Thickness</b>	6 to 12 mm
<b>Washers Diameter</b>	32 mm
<b>Projection</b>	60 mm
<b>Type</b>	Round
<b>Milling Diameter</b>	12 mm
<b>Door Type</b>	Glass
<b>Screw/Nail</b>	Included, M6

## IMPORTANT INFORMATION

- 1/2" (12 mm) holes required for installation

---

## PRODUCT PHOTOS

