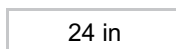
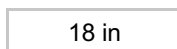


Square Tubular Towel Rack without Washers at 90° Corners

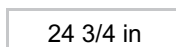
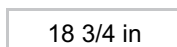
Color/Finish



Center to Center Drilling (Spacing)



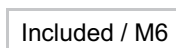
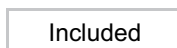
Width



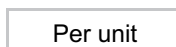
Brand



Screw/Nail



Packaging format



AVAILABLE PRODUCTS

Product #	Color/Finish	Center to Center Drilling (Spacing)	Width	Brand	Screw/Nail	Packaging format
TSDHSS24C140	Chrome	24 in	24 3/4 in		Included	Per unit
87O2S100018900	Matte Black	18 in	18 3/4 in	Riveo	Included / M6	Box
87O2S100024900	Matte Black	24 in	24 3/4 in	Riveo	Included / M6	Box
87O2S100018170	Brushed Nickel / Stainless Steel	18 in	18 3/4 in	Riveo	Included / M6	Box
87O2S100024170	Brushed Nickel / Stainless Steel	24 in	24 3/4 in	Riveo	Included / M6	Box
87O2S100018171	Chrome / Polished Stainless Steel	18 in	18 3/4 in	Riveo	Included / M6	Box
87O2S100024171	Chrome / Polished Stainless Steel	24 in	24 3/4 in	Riveo	Included / M6	Box

TECHNICAL SPECIFICATIONS

Function	Single Pull Handle, Towel Bar
Usage	Shower Door
Glass Thickness	6 to 12 mm
Height	19 mm
Projection	60 mm
Type	Square
Material	Stainless Steel 304
Milling Diameter	12 mm
Door Type	Glass
Thickness	19 mm

INCLUDED PRODUCT(S)

- Stainless steel installation hardware / Allen wrench.

PRODUCT PHOTOS

