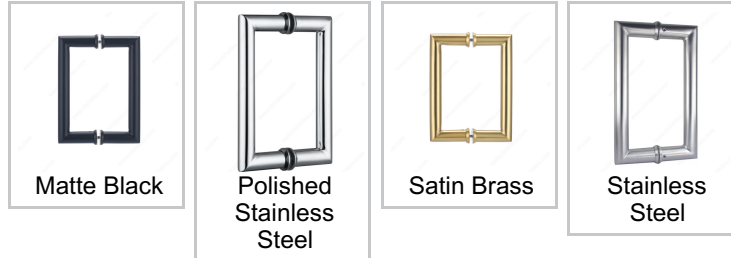




3/4" (19 mm) Round Tubular Handle with Decorative Ring and 90° Corners

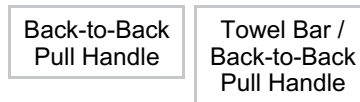
Color/Finish



Center to Center Drilling (Spacing)




Function



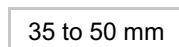
Height



Material



Door Thickness



DESCRIPTION

This back-to-back handle with 90° angles is designed for glass doors from 6 to 12 mm thick. With its elegant yet simple styling, this handle blends effortlessly with any décor and can be installed vertically as a pull handle, or horizontally as a towel bar. Perfect for commercial or residential applications such as shower enclosures, dressing rooms, and wine cellars. Easy to install, just drill two 12mm holes in the door.

AVAILABLE PRODUCTS

Product #	Color/Finish	Center to Center Drilling (Spacing)	Function	Height	Material	Door Thickness
87D2R1026900	Matte Black	6 in	Back-to-Back Pull Handle	6 3/4 in	Stainless Steel 316	
87D2R1028900	Matte Black	8 in	Back-to-Back Pull Handle	8 3/4 in	Stainless Steel 316	
87O2S10418900	Matte Black	18 in	Towel Bar / Back-to-Back Pull Handle	18 3/4 in	Stainless Steel 316	
87O2S10424900	Matte Black	24 in	Towel Bar / Back-to-Back Pull Handle	24 3/4 in	Stainless Steel 316	
87D2R1026171	Polished Stainless Steel	6 in	Back-to-Back Pull Handle	6 3/4 in	Stainless Steel 304	
87D2R1028171	Polished Stainless Steel	8 in	Back-to-Back Pull Handle	8 3/4 in	Stainless Steel 316	35 to 50 mm
87O2S10418171	Polished Stainless Steel	18 in	Towel Bar / Back-to-Back Pull Handle	18 3/4 in	Stainless Steel 316	35 to 50 mm
87O2S10424171	Polished Stainless Steel	24 in	Towel Bar / Back-to-Back Pull Handle	24 3/4 in	Stainless Steel 316	35 to 50 mm
87D2R1026160	Satin Brass	6 in	Back-to-Back Pull Handle	6 3/4 in	Stainless Steel 304	
87D2R1028160	Satin Brass	8 in	Back-to-Back Pull Handle	8 3/4 in	Stainless Steel 316	
87O2S10418160	Satin Brass	18 in	Towel Bar / Back-to-Back Pull Handle	18 3/4 in	Stainless Steel 316	
87O2S10424160	Satin Brass	24 in	Towel Bar / Back-to-Back Pull Handle	24 3/4 in	Stainless Steel 316	
87D2R1026170	Stainless Steel	6 in	Back-to-Back Pull Handle	6 3/4 in	Stainless Steel 304	
87D2R1028170	Stainless Steel	8 in	Back-to-Back Pull Handle	8 3/4 in	Stainless Steel 304	
87O2S10418170	Stainless Steel	18 in	Towel Bar / Back-to-Back Pull Handle	18 3/4 in	Stainless Steel 316	35 to 50 mm
87O2S10424170	Stainless Steel	24 in	Towel Bar / Back-to-Back Pull Handle	24 3/4 in	Stainless Steel 316	35 to 50 mm

TECHNICAL SPECIFICATIONS

Diameter	3/4 in
Glass Thickness	6 to 12 mm
Usage	Shower Door, Sliding Door, Hinge Door
Door Type	Glass
Projection	60 mm
Type	Mitered
Washers Diameter	25 mm
Milling Diameter	12 mm
Brand	Riveo
Screw/Nail	Included, M6

INCLUDED PRODUCT(S)

80 mm long screw included for wood doors.

IMPORTANT INFORMATION

Note: Picture for visual reference only: actual product may vary from that shown in photo. Be sure to order hardware before beginning fabrication or installation work. Always use the instructions inside the packaging provided by the manufacturer, as the manufacturer reserves the right to make technical changes or modify information without prior notice. All technical drawings and documents contain examples for the assembly of different suppliers' hardware. The customer cannot make any claims based on the use of these documents. No responsibility is assumed for design details relating to a construction or project. At all times, execution and installation must be undertaken by qualified persons. Never exceed the maximum weight or the maximum dimensions recommended by the manufacturer. Always be sure to install the product correctly using the appropriate fixation for your material. Use a dry cloth to remove fragments, dust, and residue (wood and/or aluminum sawdust) from rails before the installation of the hangers. Never use any spray lubricant on these products.

DISCLAIMER

The preceding information as well as any technical recommendations given in writing, verbally or based on tests are provided to the best of our knowledge. However, they are non-binding recommendations only and do not affect your responsibility to determine the correctness of given recommendations and suitability of the product for your particular purposes. The application, use or processing of our products as well as the production of products based on our technical recommendations are beyond our control and therefore fall exclusively in your area of responsibility. Sales of our products are subject to our most recent General Sales and Delivery Conditions. Please note that Richelieu will not accept any returns or claims for unpackaged products.

PRODUCT PHOTOS

