



## Large Square Glass Clamp for Flat Surface Mounting, with Bottom Plate

**Product #** SSGC411XXZMB

### DESCRIPTION

**55 mm high with security plate**

This clamp is designed for mounting a glass panel onto a flat surface. A safety plate must always be used to prevent glass from slipping.

No need to drill through the glass. A protective gasket kit (sold separately) is required for installation.


### ADVANTAGES AND BENEFITS

Stability and safety of the glass when the clamp is used with the safety plate. No glass drilling is required when using the security plate.

## REQUIRED PRODUCTS

Requires ONE of the following products

**Sales unit**




### Gaskets for Large Square Glass Clamps

Product # SSGR41001RBN

Safety Glass Thickness: 6 mm

OR




### Gaskets for Large Square Glass Clamps

Product # SSGR41002RBN

Safety Glass Thickness: 8 mm

OR




### Gaskets for Large Square Glass Clamps

Product # SSGR41003RBN

Safety Glass Thickness: 10 mm

OR



### Gaskets for Large Square Glass Clamps

Product # SSGR41004RBN

Safety Glass Thickness: 12 mm

## TECHNICAL SPECIFICATIONS

Product #	SSGC411XXZMB
Type of Mounting	Wall Mount, Post Mount
Recommended Location Usage	Interior
Finish	Matte Black
Glass Drilling	Optional
Safety Glass Thickness	6 to 12 mm
Height	55 mm
Width	35 mm
Length	55 mm
Material	Zamak
Baluster Post Size	40 mm x 40 mm (1 9/16" x 1 9/16")
Adjustment	Fixed Position
Category	Clamps
Baluster Post Type	Square Tube

## APPLICATION

Ideal for glass railings and ramp guardrails.

## INCLUDED PRODUCT(S)

Large square clamp Safety plate Safety pin M8 x 20 cylindrical head screws Plastic screw cover

## DISCLAIMER

If a safety plate is not used during installation, there is a risk the glass will slip. Ensure the use of proper gaskets, according to the thickness of the glass panel. Safety glass is always recommended. Product image is provided for reference only. The product may differ from the illustration. Order hardware before undertaking manufacturing or assembly work. Always follow instructions on product packaging as the manufacturer reserves the right to modify any product or product information without prior notice. All technical drawings and documents illustrate examples of mounting strategies. In no case may the client make a claim based on use of the technical documents. The manufacturer declines any responsibility regarding the structural details of any installation or project involving the hardware. Always ensure that installation is carried out by qualified professionals. Always ensure that the product is mounted onto an appropriate material.

**PRODUCT PHOTOS**

---

