



Round Glass Clamp - Round Post Mount - Model 507

Product # HRGCS450738170

DESCRIPTION

40.5 mm height with detachable safety lock pin





Set of four round clamps for installation of a glass panel between two posts.
The optional safety lock pin is included to keep the glass in place and prevent the glass from sliding.
A set of protective joints, sold separately, is required for installation.

ADVANTAGES AND BENEFITS

Increases glass stability when used with safety lock pin.

REQUIRED PRODUCTS

Requires ONE of the following products

		Sales unit
 	Set of Protective Joints for Round Glass Clamps Product # HRGCG5070600 Safety Glass Thickness: 6 mm	Box of 4
	<div>OR</div>	
 	Set of Protective Joints for Round Glass Clamps Product # HRGCG5071000 Safety Glass Thickness: 10 mm	Box of 4

TECHNICAL SPECIFICATIONS

Product #	HRGCS450738170
Type of Mounting	Post Mount
Recommended Location Usage	Interior
Finish	Stainless Steel
Glass Drilling	Not Required
Safety Glass Thickness	6 to 10 mm
Height	40.5 mm
Width	26.2 mm
Length	50 mm
Material	Stainless Steel 304
Baluster Post Type	Round Tube
Milling Diameter	10 mm

APPLICATION

Ideal for designing railings and glass balustrades with handrails.

INCLUDED PRODUCT(S)

Set of four round clamps. Stainless steel safety lock pin covered in rubber. M8 mounting screws. Screw cap.

IMPORTANT INFORMATION

Glass drilling is required when using the safety lock pin. Not using the safety lock pin during installation may result in the glass sliding. Make sure to use proper joints according to the glass thickness. For safety purposes, use tempered glass. This illustration is provided for visual reference only. Actual product may vary. Order hardware before starting the job. The manufacturer reserves the right to change product and information without notice. Always follow the instructions inside the package. Drawings and technical documents contain examples of hardware from different manufacturers. The customer may not in any case make a claim following the use of these documents. The Company disclaims any responsibility for the structural details related to a construction or project. Installation must always be done by qualified personnel. Make sure that the product is properly installed using suitable fixtures on the support material.

DISCLAIMER

The preceding information, as well as any technical recommendation given in writing or verbally, whether based on tests or not, is provided to the best of our knowledge. Recommendations are non-binding and do not diminish your responsibility for determining the correctness of these recommendations and the suitability of the product for your particular purpose. The application, use or processing of our products, as well as the execution of projects based on our technical recommendations are beyond our control and therefore exclusively your responsibility. Sales of our products are subject to our most recent General Sales and Delivery Conditions. Please note that Richelieu will not accept any returns or claims for unpackaged products.

PRODUCT PHOTOS

